

Idaho Resident Suicide Deaths
Age Group by Gender, Race, and Ethnicity
2003

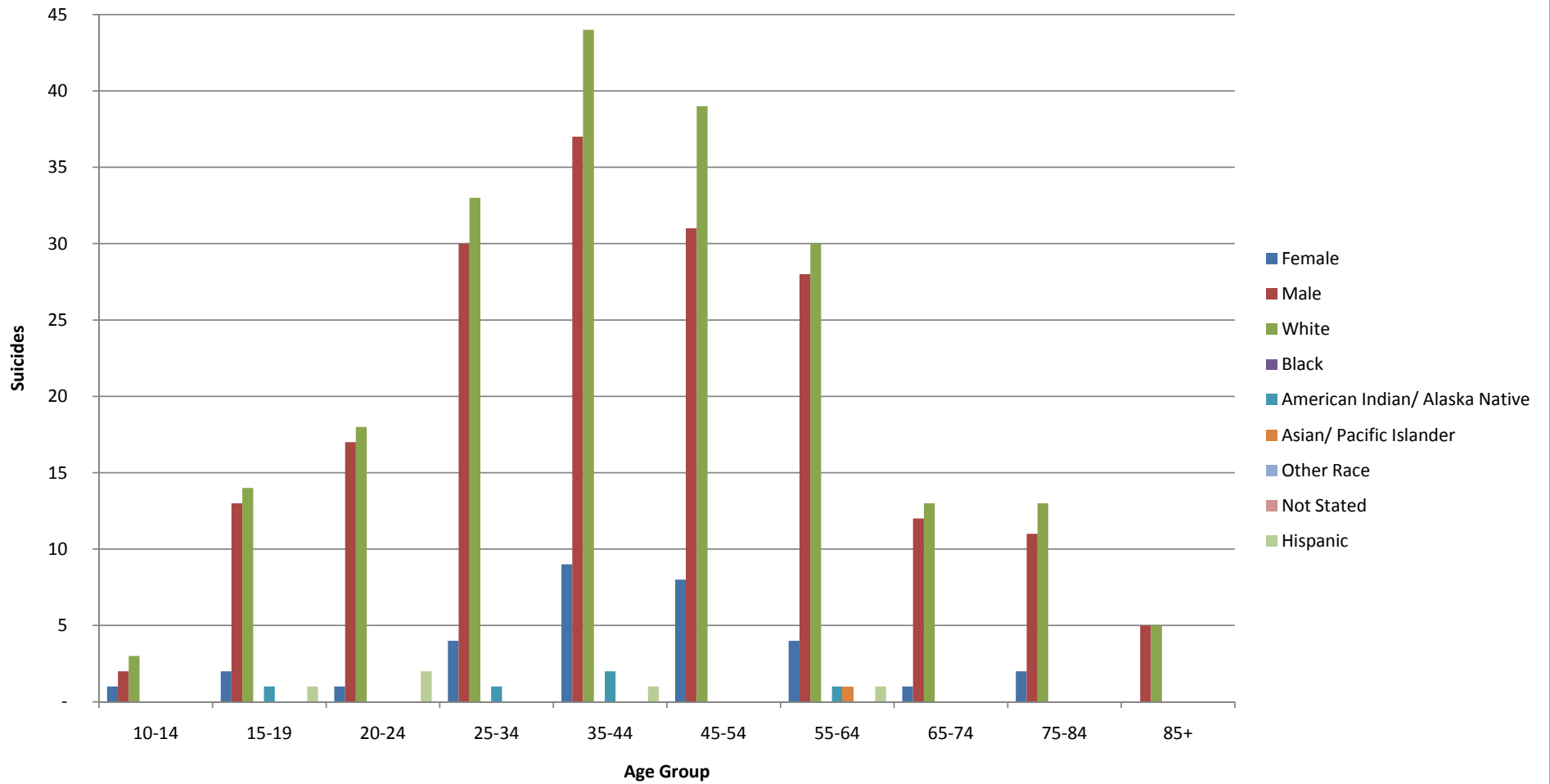
	TOTAL	SEX		RACE						Hispanic
		Female	Male	White	Black	American Indian/ Alaska Native	Asian/ Pacific Islander	Other Race	Not Stated	
TOTAL	218	32	186	212	-	5	1	-	-	5
10-14	3	1	2	3	-	-	-	-	-	-
15-19	15	2	13	14	-	1	-	-	-	1
20-24	18	1	17	18	-	-	-	-	-	2
25-34	34	4	30	33	-	1	-	-	-	-
35-44	46	9	37	44	-	2	-	-	-	1
45-54	39	8	31	39	-	-	-	-	-	-
55-64	32	4	28	30	-	1	1	-	-	1
65-74	13	1	12	13	-	-	-	-	-	-
75-84	13	2	11	13	-	-	-	-	-	-
85+	5	-	5	5	-	-	-	-	-	-

Note: Race and Hispanic origin of the decedent are reported separately on the Idaho death certificate. Persons of Hispanic origin may be of any race. The number of deaths for Hispanics should be interpreted with caution. According to the National Center for Health Statistics (NCHS), Hispanic ethnicity is underreported on the death certificate, and there are inconsistencies in reporting Hispanic origin on the death certificate as compared with ethnicity on censuses, surveys, and birth certificates.

Source: Bureau of Vital Records and Health Statistics, Idaho Department of Health and Welfare (06/2010)

ICD-10 Codes for Suicide: X60.0-X84.9 and Y87.0

Idaho Resident Suicide Deaths Age Group
Gender, Race, and Ethnicity 2003



Idaho Resident Suicide Deaths
Age Group by Gender, Race, and Ethnicity
2004

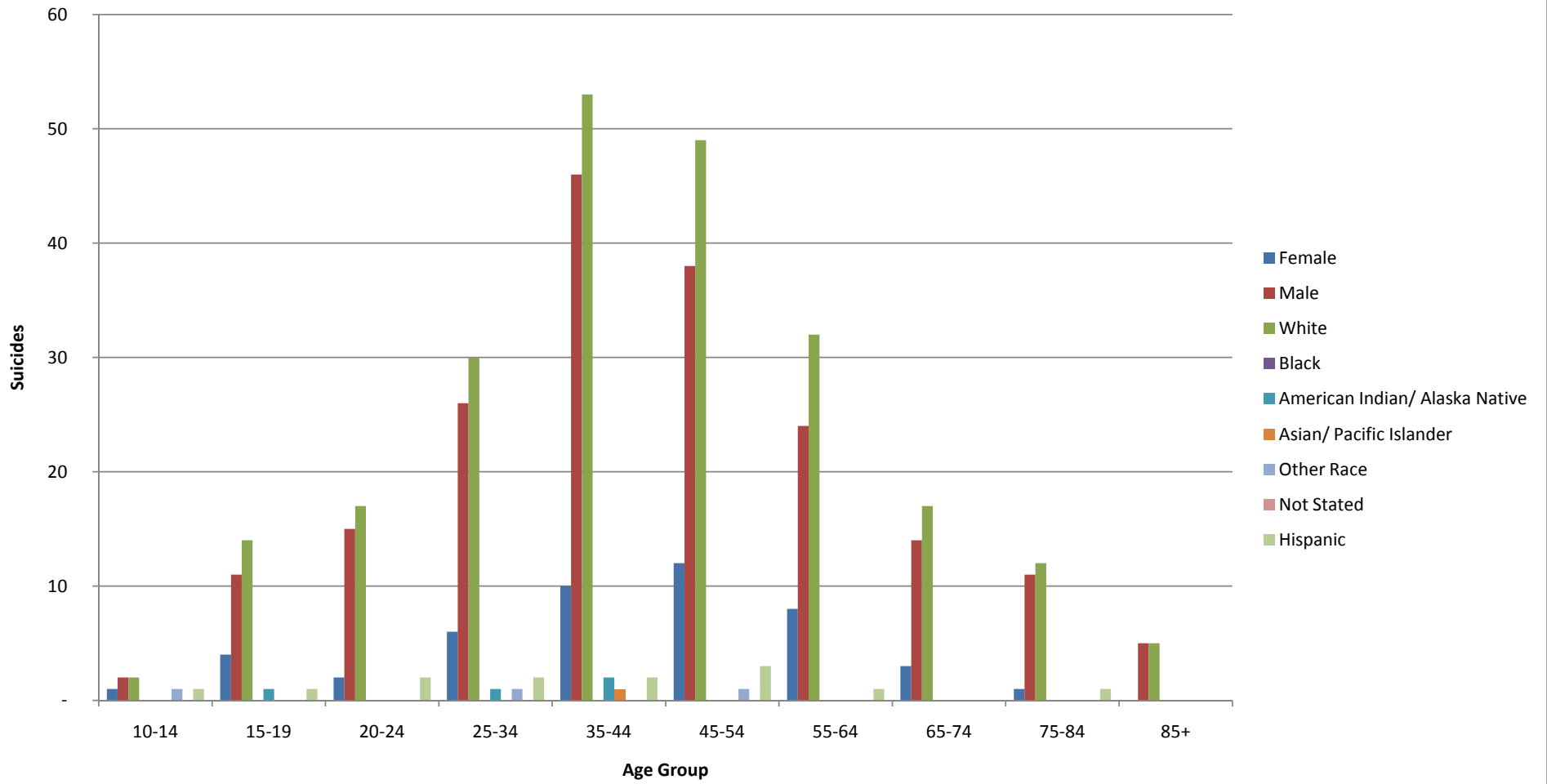
	TOTAL	SEX		RACE						Hispanic
		Female	Male	White	Black	American Indian/ Alaska Native	Asian/ Pacific Islander	Other Race	Not Stated	
TOTAL	239	47	192	231	-	4	1	3	-	13
10-14	3	1	2	2	-	-	-	1	-	1
15-19	15	4	11	14	-	1	-	-	-	1
20-24	17	2	15	17	-	-	-	-	-	2
25-34	32	6	26	30	-	1	-	1	-	2
35-44	56	10	46	53	-	2	1	-	-	2
45-54	50	12	38	49	-	-	-	1	-	3
55-64	32	8	24	32	-	-	-	-	-	1
65-74	17	3	14	17	-	-	-	-	-	-
75-84	12	1	11	12	-	-	-	-	-	1
85+	5	-	5	5	-	-	-	-	-	-

Note: Race and Hispanic origin of the decedent are reported separately on the Idaho death certificate. Persons of Hispanic origin may be of any race. The number of deaths for Hispanics should be interpreted with caution. According to the National Center for Health Statistics (NCHS), Hispanic ethnicity is underreported on the death certificate, and there are inconsistencies in reporting Hispanic origin on the death certificate as compared with ethnicity on censuses, surveys, and birth certificates.

Source: Bureau of Vital Records and Health Statistics, Idaho Department of Health and Welfare (06/2010)

ICD-10 Codes for Suicide: X60.0-X84.9 and Y87.0

Idaho Resident Suicide Deaths Age Group
Gender, Race, and Ethnicity 2004



Idaho Resident Suicide Deaths
Age Group by Gender, Race, and Ethnicity
2005

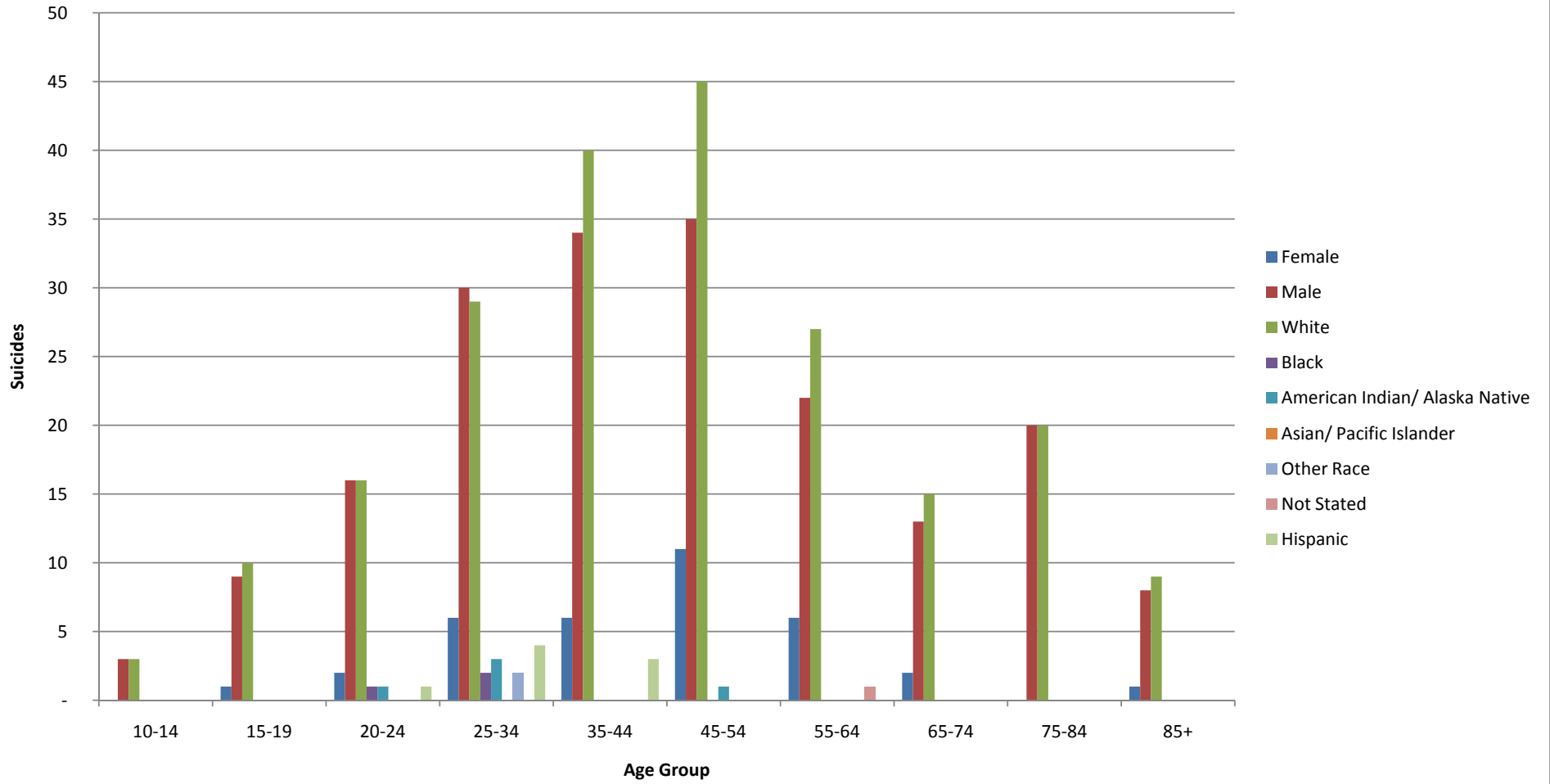
	TOTAL	SEX		RACE						Hispanic
		Female	Male	White	Black	American Indian/ Alaska Native	Asian/ Pacific Islander	Other Race	Not Stated	
TOTAL	225	35	190	214	3	5	-	2	1	8
10-14	3	-	3	3	-	-	-	-	-	-
15-19	10	1	9	10	-	-	-	-	-	-
20-24	18	2	16	16	1	1	-	-	-	1
25-34	36	6	30	29	2	3	-	2	-	4
35-44	40	6	34	40	-	-	-	-	-	3
45-54	46	11	35	45	-	1	-	-	-	-
55-64	28	6	22	27	-	-	-	-	1	-
65-74	15	2	13	15	-	-	-	-	-	-
75-84	20	-	20	20	-	-	-	-	-	-
85+	9	1	8	9	-	-	-	-	-	-

Note: Race and Hispanic origin of the decedent are reported separately on the Idaho death certificate. Persons of Hispanic origin may be of any race. The number of deaths for Hispanics should be interpreted with caution. According to the National Center for Health Statistics (NCHS), Hispanic ethnicity is underreported on the death certificate, and there are inconsistencies in reporting Hispanic origin on the death certificate as compared with ethnicity on censuses, surveys, and birth certificates.

Source: Bureau of Vital Records and Health Statistics, Idaho Department of Health and Welfare (06/2010)

ICD-10 Codes for Suicide: X60.0-X84.9 and Y87.0

Idaho Resident Suicide Deaths Age Group
Gender, Race, and Ethnicity 2005



Idaho Resident Suicide Deaths
Age Group by Gender, Race, and Ethnicity
2006

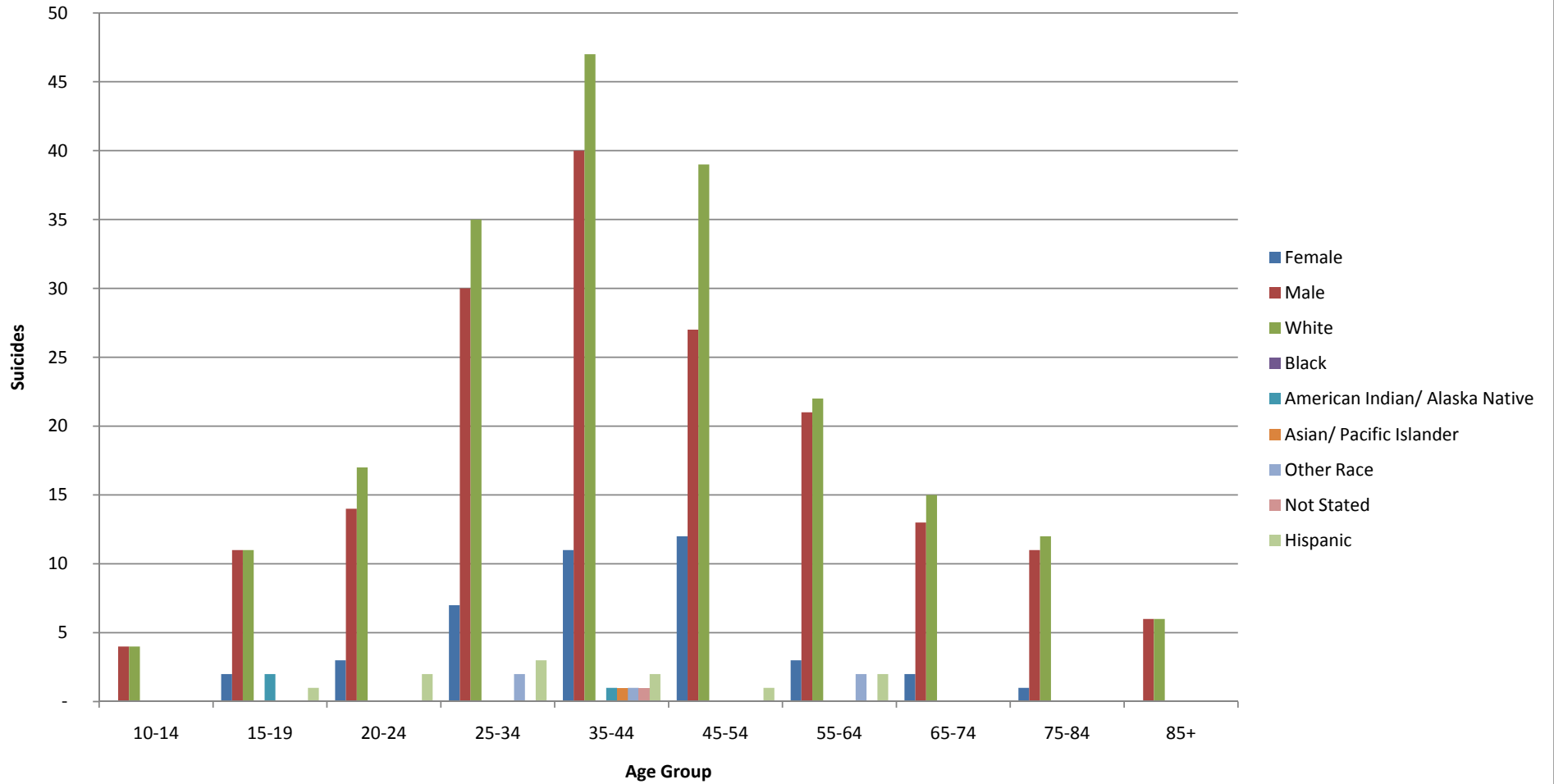
	TOTAL	SEX		RACE						Hispanic
		Female	Male	White	Black	American Indian/ Alaska Native	Asian/ Pacific Islander	Other Race	Not Stated	
TOTAL	218	41	177	208	-	3	1	5	1	11
10-14	4	-	4	4	-	-	-	-	-	-
15-19	13	2	11	11	-	2	-	-	-	1
20-24	17	3	14	17	-	-	-	-	-	2
25-34	37	7	30	35	-	-	-	2	-	3
35-44	51	11	40	47	-	1	1	1	1	2
45-54	39	12	27	39	-	-	-	-	-	1
55-64	24	3	21	22	-	-	-	2	-	2
65-74	15	2	13	15	-	-	-	-	-	-
75-84	12	1	11	12	-	-	-	-	-	-
85+	6	-	6	6	-	-	-	-	-	-

Note: Race and Hispanic origin of the decedent are reported separately on the Idaho death certificate. Persons of Hispanic origin may be of any race. The number of deaths for Hispanics should be interpreted with caution. According to the National Center for Health Statistics (NCHS), Hispanic ethnicity is underreported on the death certificate, and there are inconsistencies in reporting Hispanic origin on the death certificate as compared with ethnicity on censuses, surveys, and birth certificates.

Source: Bureau of Vital Records and Health Statistics, Idaho Department of Health and Welfare (06/2010)

ICD-10 Codes for Suicide: X60.0-X84.9 and Y87.0

Idaho Resident Suicide Deaths Age Group
Gender, Race, and Ethnicity 2006



Idaho Resident Suicide Deaths
Age Group by Gender, Race, and Ethnicity
2007

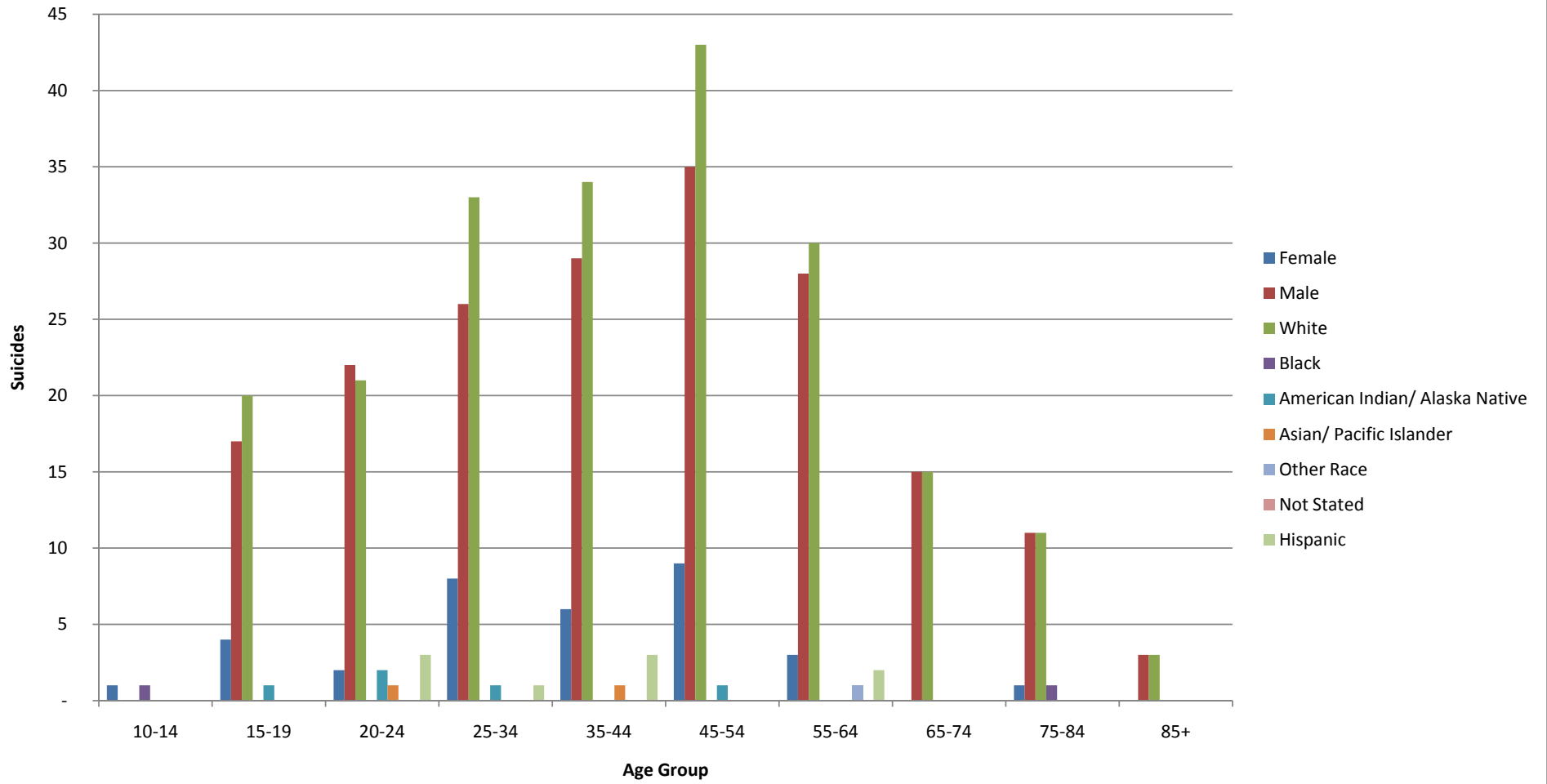
	TOTAL	SEX		RACE						Hispanic
		Female	Male	White	Black	American Indian/ Alaska Native	Asian/ Pacific Islander	Other Race	Not Stated	
TOTAL	220	34	186	210	2	5	2	1	-	9
10-14	1	1	-	-	1	-	-	-	-	-
15-19	21	4	17	20	-	1	-	-	-	-
20-24	24	2	22	21	-	2	1	-	-	3
25-34	34	8	26	33	-	1	-	-	-	1
35-44	35	6	29	34	-	-	1	-	-	3
45-54	44	9	35	43	-	1	-	-	-	-
55-64	31	3	28	30	-	-	-	1	-	2
65-74	15	-	15	15	-	-	-	-	-	-
75-84	12	1	11	11	1	-	-	-	-	-
85+	3	-	3	3	-	-	-	-	-	-

Note: Race and Hispanic origin of the decedent are reported separately on the Idaho death certificate. Persons of Hispanic origin may be of any race. The number of deaths for Hispanics should be interpreted with caution. According to the National Center for Health Statistics (NCHS), Hispanic ethnicity is underreported on the death certificate, and there are inconsistencies in reporting Hispanic origin on the death certificate as compared with ethnicity on censuses, surveys, and birth certificates.

Source: Bureau of Vital Records and Health Statistics, Idaho Department of Health and Welfare (06/2010)

ICD-10 Codes for Suicide: X60.0-X84.9 and Y87.0

Idaho Resident Suicide Deaths Age Group
Gender, Race, and Ethnicity 2007



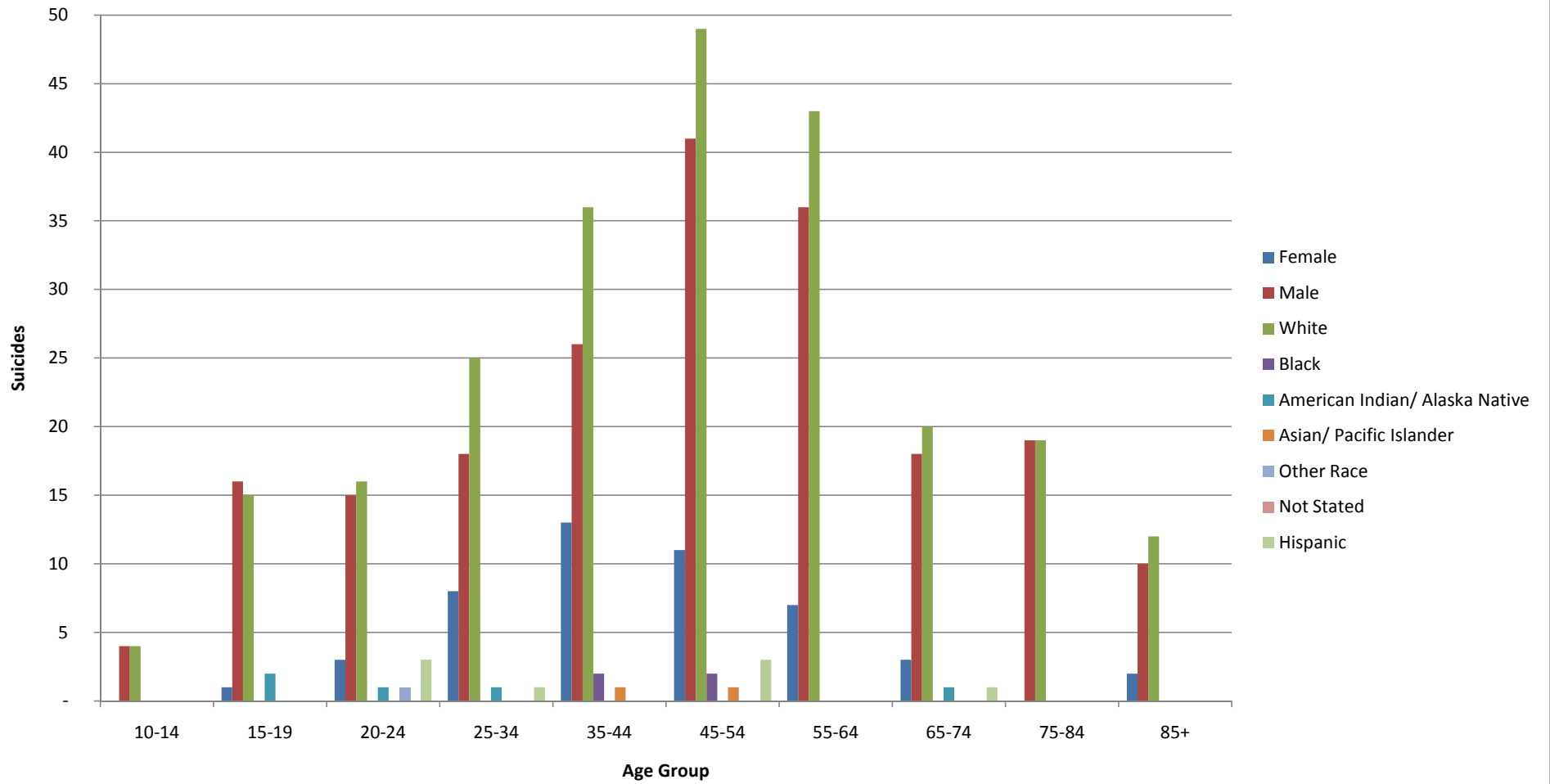
Idaho Resident Suicide Deaths
Age group by Gender, Race, and Ethnicity
2008

	TOTAL	SEX		RACE						Hispanic
		Female	Male	White	Black	American Indian/ Alaska Native	Asian/ Pacific Islander	Other Race	Not Stated	
TOTAL	251	48	203	239	4	5	2	1	-	8
10-14	4	-	4	4	-	-	-	-	-	-
15-19	17	1	16	15	-	2	-	-	-	-
20-24	18	3	15	16	-	1	-	1	-	3
25-34	26	8	18	25	-	1	-	-	-	1
35-44	39	13	26	36	2	-	1	-	-	-
45-54	52	11	41	49	2	-	1	-	-	3
55-64	43	7	36	43	-	-	-	-	-	-
65-74	21	3	18	20	-	1	-	-	-	1
75-84	19	-	19	19	-	-	-	-	-	-
85+	12	2	10	12	-	-	-	-	-	-

Note: Race and Hispanic origin of the decedent are reported separately on the Idaho death certificate. Persons of Hispanic origin may be of any race. The number of deaths for Hispanics should be interpreted with caution. According to the National Center for Health Statistics (NCHS), Hispanic ethnicity is underreported on the death certificate, and there are inconsistencies in reporting Hispanic origin on the death certificate as compared with ethnicity on censuses, surveys, and birth certificates.

Source: Bureau of Vital Records and Health Statistics, Idaho Department of Health and Welfare (03/2010)
ICD-10 Codes for Suicide: X60.0-X84.9 and Y87.0

Idaho Resident Suicide Deaths Age Group
Gender, Race, and Ethnicity 2008



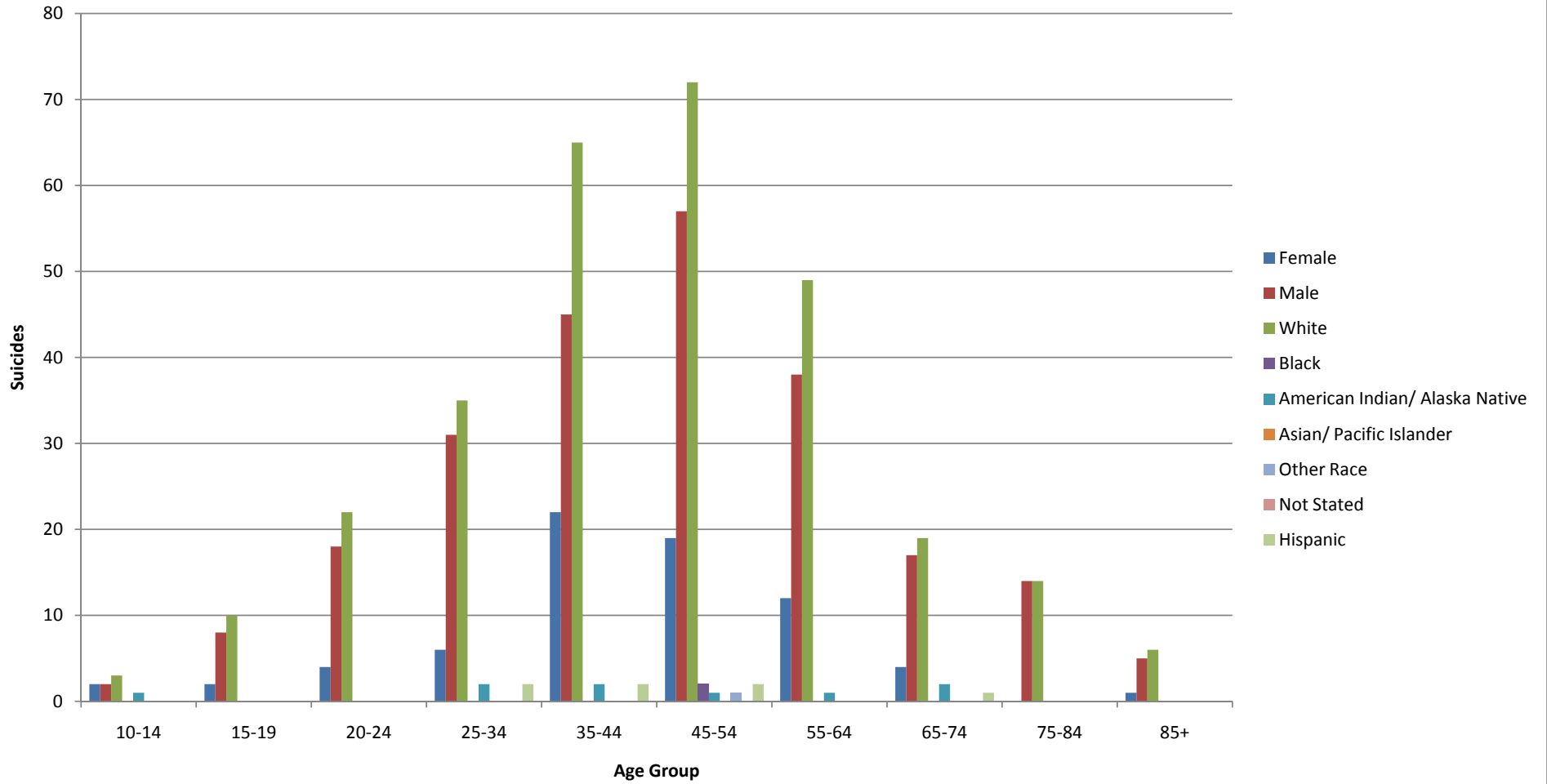
Idaho Resident Suicide Deaths
Age group by Gender, Race, and Ethnicity
2009

	TOTAL	SEX		RACE						Hispanic
		Female	Male	White	Black	American Indian/ Alaska Native	Asian/ Pacific Islander	Other Race	Not Stated	
TOTAL	307	72	235	295	2	9	-	1	-	7
10-14	4	2	2	3	-	1	-	-	-	-
15-19	10	2	8	10	-	-	-	-	-	-
20-24	22	4	18	22	-	-	-	-	-	-
25-34	37	6	31	35	-	2	-	-	-	2
35-44	67	22	45	65	-	2	-	-	-	2
45-54	76	19	57	72	2	1	-	1	-	2
55-64	50	12	38	49	-	1	-	-	-	-
65-74	21	4	17	19	-	2	-	-	-	1
75-84	14	-	14	14	-	-	-	-	-	-
85+	6	1	5	6	-	-	-	-	-	-

Note: Race and Hispanic origin of the decedent are reported separately on the Idaho death certificate. Persons of Hispanic origin may be of any race. The number of deaths for Hispanics should be interpreted with caution. According to the National Center for Health Statistics (NCHS), Hispanic ethnicity is underreported on the death certificate, and there are inconsistencies in reporting Hispanic origin on the death certificate as compared with ethnicity on censuses, surveys, and birth certificates.

Source: Bureau of Vital Records and Health Statistics, Idaho Department of Health and Welfare (03/2010)
ICD-10 Codes for Suicide: X60.0-X84.9 and Y87.0

Idaho Resident Suicide Deaths Age Group
Gender, Race, and Ethnicity 2009



Idaho Resident Suicide Deaths
Age group by Gender, Race, and Ethnicity
2010

	Total	Sex		Race						Hispanic
		Female	Male	White	Black	American Indian/ Alaska Native	Asian Pacific Islander	Other race	Not stated	
TOTAL	290	53	237	279	1	9	1	-	-	10
10-14	3	-	3	3	-	-	-	-	-	-
15-19	19	6	13	17	-	2	-	-	-	2
20-24	17	1	16	15	-	2	-	-	-	2
25-34	43	11	32	42	-	1	-	-	-	1
35-44	53	13	40	51	-	2	-	-	-	2
45-54	48	9	39	45	1	2	-	-	-	1
55-64	58	11	47	57	-	-	1	-	-	-
65-74	23	1	22	23	-	-	-	-	-	2
75-84	17	1	16	17	-	-	-	-	-	-
85+	9	-	9	9	-	-	-	-	-	-

Note: Race and Hispanic origin of the decedent are reported separately on the Idaho death certificate. Persons of Hispanic origin may be of any race. The number of deaths for Hispanics should be interpreted with caution. According to the National Center for Health Statistics (NCHS), Hispanic ethnicity is underreported on the death certificate, and there are inconsistencies in reporting Hispanic origin on the death certificate as compared with ethnicity on censuses, surveys, and birth certificates.

Source: Bureau of Vital Records and Health Statistics, Idaho Department of Health and Welfare (09/2011)
ICD-10 Codes for Suicide: X60.0-X84.9 and Y87.0

Idaho Resident Suicide Deaths Age Group
Gender, Race, and Ethnicity 2010

